
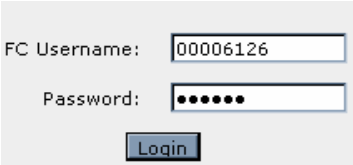




INSTRUCTIONS ON HOW TO ACCESS STUDENT LAB USE REPORTS ONLINE

<p>STEP 1</p>	<p>Go to www.fullcoll.edu Click on the myfc login link on the left side of the page.</p> 
<p>STEP 2</p>	<p>Log into myfc using your computer login name and password.</p> 
<p>STEP 3</p>	<p>Click on the Early Alert / TK tab.</p> 
<p>STEP 4</p>	<p>Scroll down the page to view your class lab time.</p>  <p>To view the minutes your students have accumulated, Click on the class link.</p> <p>To Print, click on the PDF Medium Font link, then click on the printer icon, or go to File, Print.</p>